



ZAPI SMART CONSOLE

Introduction for CB22



Traction VACC

Key on the truck, connect the flash connecting line. The Display will show:

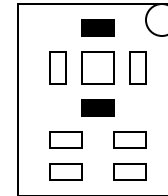
Press  or  button until RS232 CONSOLE shows on the display

The Display will show :

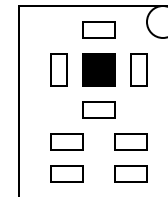
Press OK to go into the Traction controller

The Display will show:

Cons AFG ZP021*



Cons AFG ZP021*
RS232 CONSOLE



ADXT2S C22EP006
24V 150A 0H

Press OK to go into the Main Menu

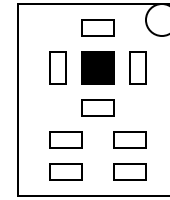
The Display will show:

Press  or  button until PROGRAM VACC shows on the display

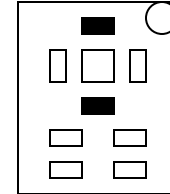
The Display will show:

Press OK to go into the PROGRAM VACC function

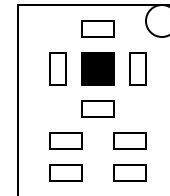
The Display will show the minimum and maximum values of throttle voltage. Both directions are shown



Main Menu

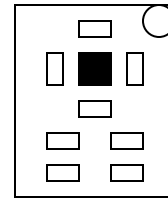


MAIN MENU
PROGRAM VACC



VACC SETTING
CURRENT VALUE

Press OK to clear these values.
Display will show 0.0



Select Forward Direction

FORWARD x.xV x.xV

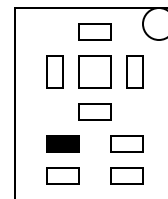
Slowly depress the accelerator to its maximum value. The new minimum and maximum voltages will be displayed on the Console plus an arrow indicating the direction.



Select the Reverse Direction and repeat the item above

BACKWARD x.xV x.xV

When finished , press ESC



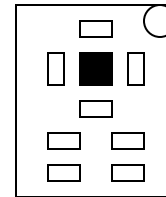
The Display will ask : APPLY
CHANGES ?

Press OK for yes

When finished, the Console shows :

Press and hold power button 3s to
turn off the Console

APPLY CHANGES?
YES= OK NO=ESC



Main Menu

